

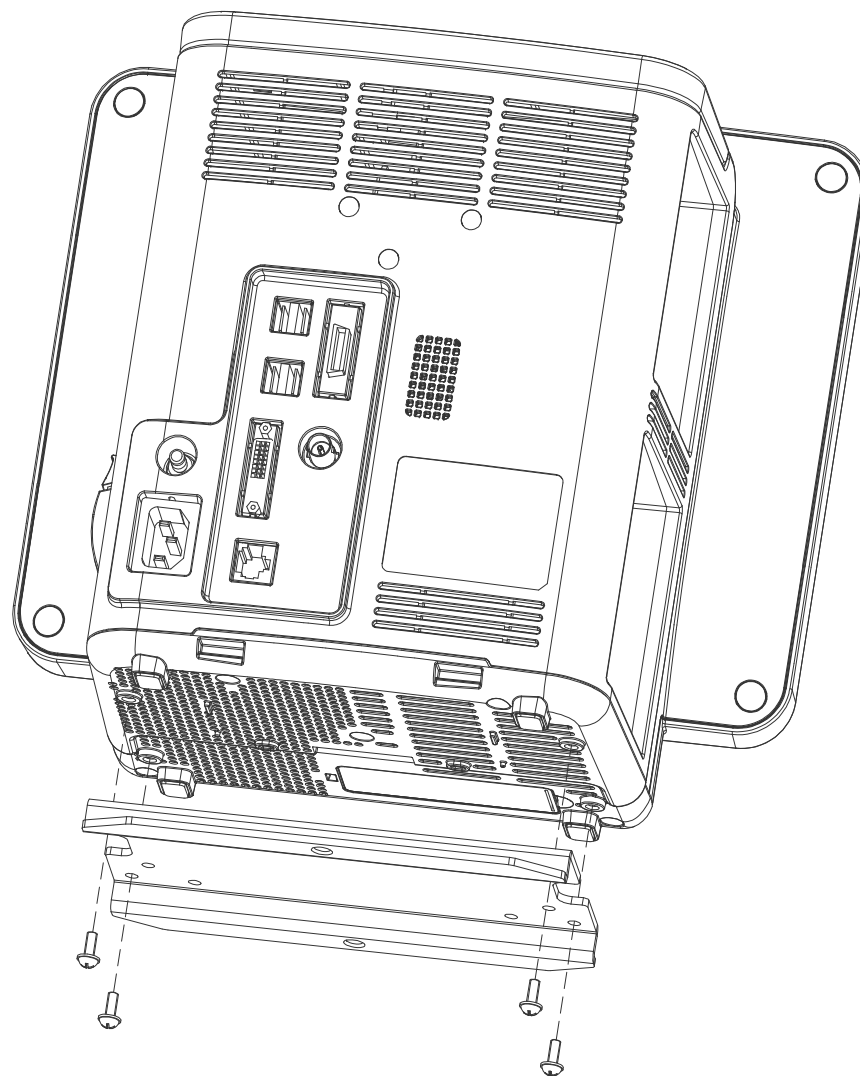
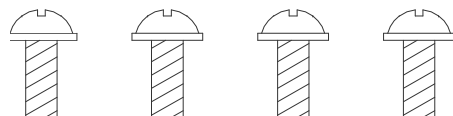
M4X10

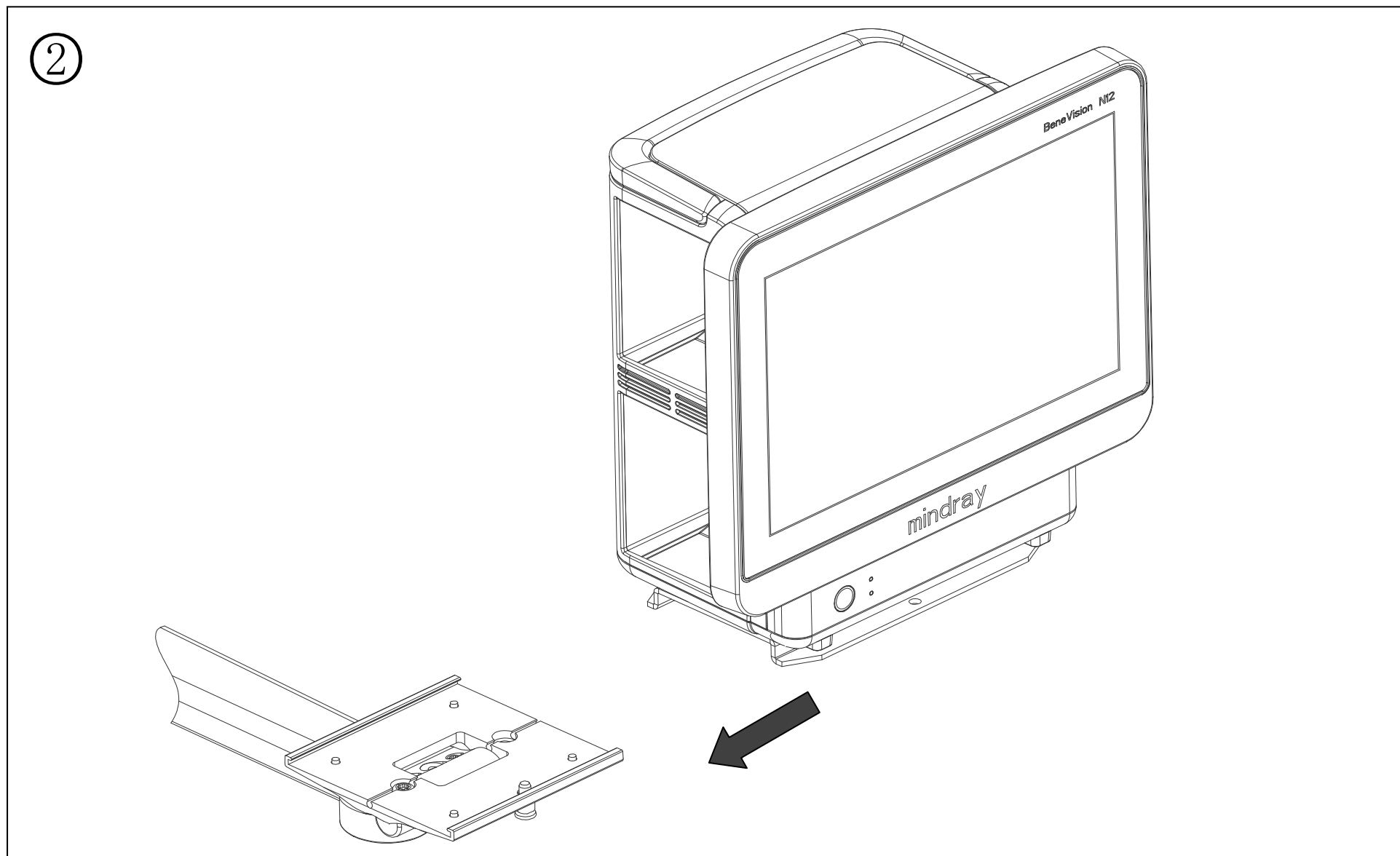


046-010865-00(1.0)

①

M4X10





Cleaning\Disinfection 清洁消毒

Cleaning\ Disinfection:

1. Clean the mounting assemblies with most mild, non-abrasive solutions commonly used in the hospital environment, for example diluted bleach, ammonia, or alcohol solutions).
2. Use a water-dampened cloth to wipe any cleaning agents on the arm immediately.
3. Dry the arm thoroughly after cleaning.

CAUTION:

- MR makes no claims regarding the efficacy of the listed chemicals or processes as a means for controlling infection. Consult your hospital's infection control officer or epidemiologist. To clean or sterilize mounted devices or accessories, refer to the specific instructions.
- Damage caused by the use of unapproved substances or processes will not be warranted. It is recommended that you test the cleaning solution on a small area of the arm that is not visible to verify compatibility.
- The surface finish will be permanently damaged by strong chemicals and solvents such as acetone and trichloroethylene. Do not immerse or soak the bracket or wet its surface.
- Never use steel wool or other abrasive material to clean the mounting assemblies.
- Never submerge the arm, and do not allow liquids to enter the arm.

清洁

1. 使用医院惯用的温和、非腐蚀性溶液来清洁安装组件。例如，稀释漂白水、氨水或者乙醇溶液。
2. 立即使用蘸水的布擦拭转臂上的所有清洗剂。
3. 将转臂充分晾干。

注意:

- 迈瑞公司对为控制感染而列举的化学或工序的有效性不负任何责任。咨询所在医院的感染控制医生或流行病医师。有关安装设备或附件的清洁、灭菌信息，请参考这些产品的随机使用说明书。
- 使用未认可的物质或工序而引发的损害不在担保范围内。推荐您小面积地在转臂上使用清洁剂做测试，以便进行隐形的兼容性验证。
- 如使用强烈的化学品和溶剂如丙酮、三氯乙烯等，支架表面处理将被破坏
- 请勿使用钢丝绒或其它磨损性的材料来清洗安装组件。
- 请勿浸没转臂，禁止将液体浸入转臂内。